

BUILD AN ANT, an Environmental Ant

Things you need: scissors, glue stick, an aspirin for your mom.

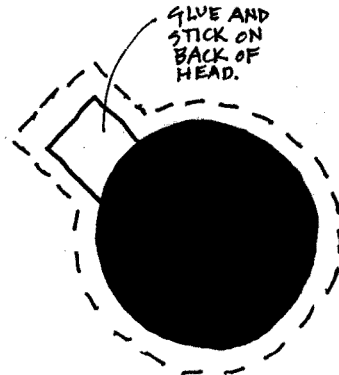


1 THE HEAD


Contains the brain. (which in E. Ant's case is extremely large). There are over 8,000 types of ants.

2 THE THORAX

This is the chest area of the ant.



GLUE AND STICK ON BACK OF HEAD.




CUT ALONG DASHES.

3 THE ANTENNAE

Ants use their antennae to feel and smell.

GLUE AND STICK ON BACK OF HEAD.



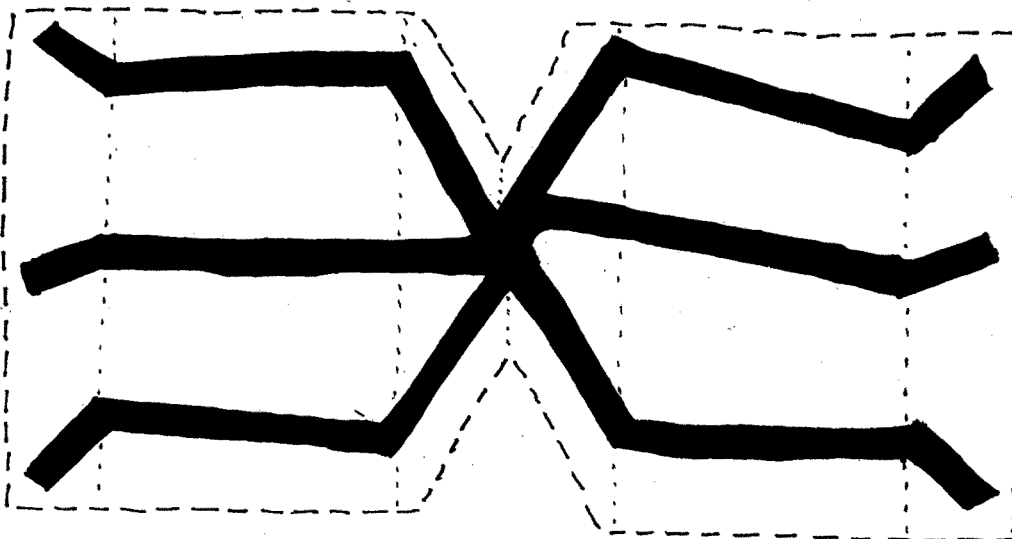
GLUE AND STICK ON BACK OF THORAX

4 THE ABDOMEN


This is the tail area which contains the heart. Ants have exoskeletons.

5 THE LEGS

Ants, like all insects, have six legs. Ants are so strong, they can lift many times their body weight.



6 Glue thorax in fold of legs. You're done!



--- CUT ALONG DASHES
 FOLD ALONG DOTTED LINES